



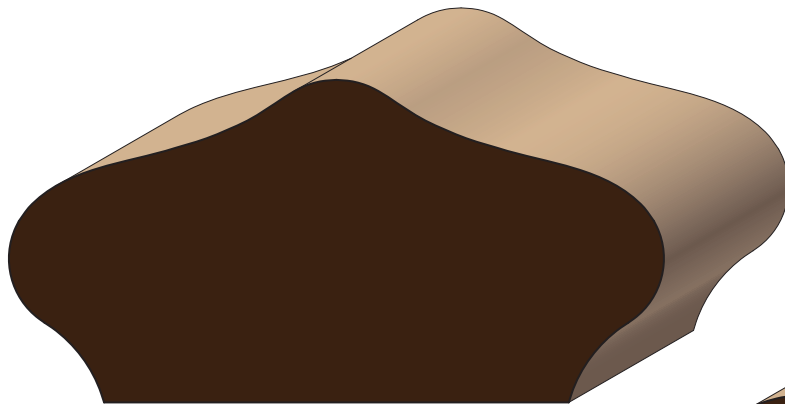
RA 662A $2\frac{1}{8} \times 4\frac{1}{16}$




RA 662 $2\frac{1}{8} \times 4\frac{1}{16}$



RA 457 $1\frac{1}{16} \times 4\frac{1}{8}$



RA 303 $1\frac{1}{16} \times 3\frac{3}{8}$



RA 790 $1\frac{5}{16} \times 3$
Art Deco Early 20th Century

HANDRAILS & BAR RAILS